

MAGNET FILTER

Water treatment



Water treatment

Magnetic filter for closed central heating and airhandling systems to remove magnetic and non-magnetic particles.

Description

The unit P. contains the following parts:

- Polyester coated housing;
- Polyester filter bag (50 micron);
- Magnetic core;
- Two shutoff valves;
- Two pressure gauges, glycerin filled Stainless steel;
- Circulation pump Grundfos 230Vac;
- Automatic airvent;
- (Optional polluted water detector).



Advantages

The use of a water filter in a closed system has the following advantages:

- Lasting heating capacity of radiators;
- Extended lifespan of pumps and valves;
- Simple detection of pollution using pressure gauges (pressure drop);
- Easy cleaning of filter bag and magnetic core.

Working principle of the magnetic water filter

The filter works in slipstream. Part of the system water passes the magnetic core. The magnetic core is made of ferromagnetic units (Fe_3O_4), set up multi-directional to have optimal filtering.

The water then passes the filter bag which will catch particles.

The advantage of the slipstream filter is that the hydraulic resistance of the system will not be influenced by the filter, regardless of its position. There is no need to switch off a heating circuit or boiler to maintain and clean the filter.

The filter has a large area allowing step by step filtering of heating systems with long filter lives.

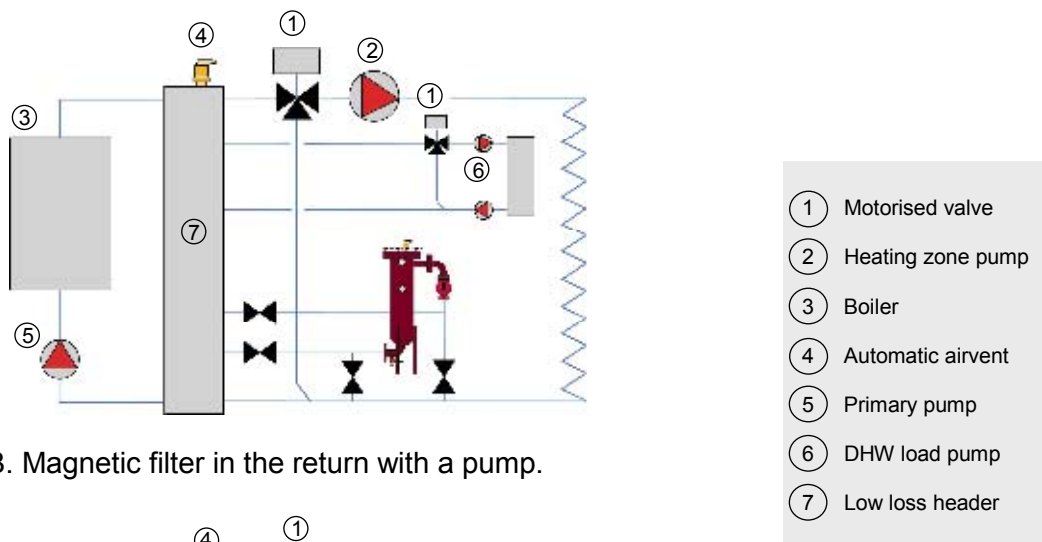
Selection

Water content System [m ³]	Capacity Boiler [kW]	Total Water flow [m ³ /h]	Flow Magnetic filter [m ³ /h]	Type
4,2	300	12,9	3,20	04
6,3	450	19,4	4,80	07
8,4	600	25,8	6,45	07
10,5	750	32,3	8,07	14
12,6	900	38,8	9,70	14
14,7	1050	45,3	11,32	14
16,8	1200	51,7	12,90	14
18,9	1350	58,2	14,55	14
21	1500	64,6	16,75	28
23,1	1650	71,1	17,70	28
25,2	1800	77,6	19,40	28
27,3	1950	84,0	21,00	28
29,4	2100	90,5	22,60	28
31,5	2250	97,0	24,20	28
33,6	2400	103,4	25,80	28

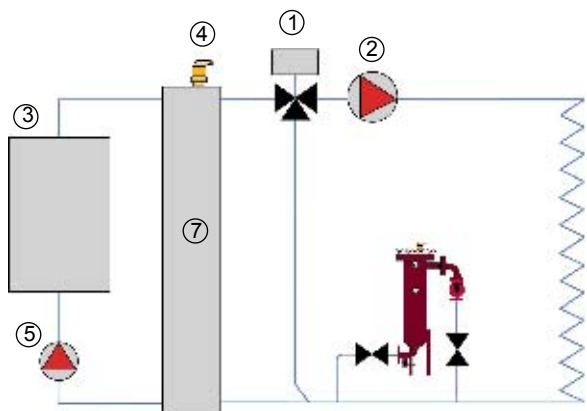
We advise to use one unit per controlled heating zone and to install a bypass for the summer period.

Examples Hydraulic Systems

A. Magnetic filter in the return with a pump and a bypass for the summer period.

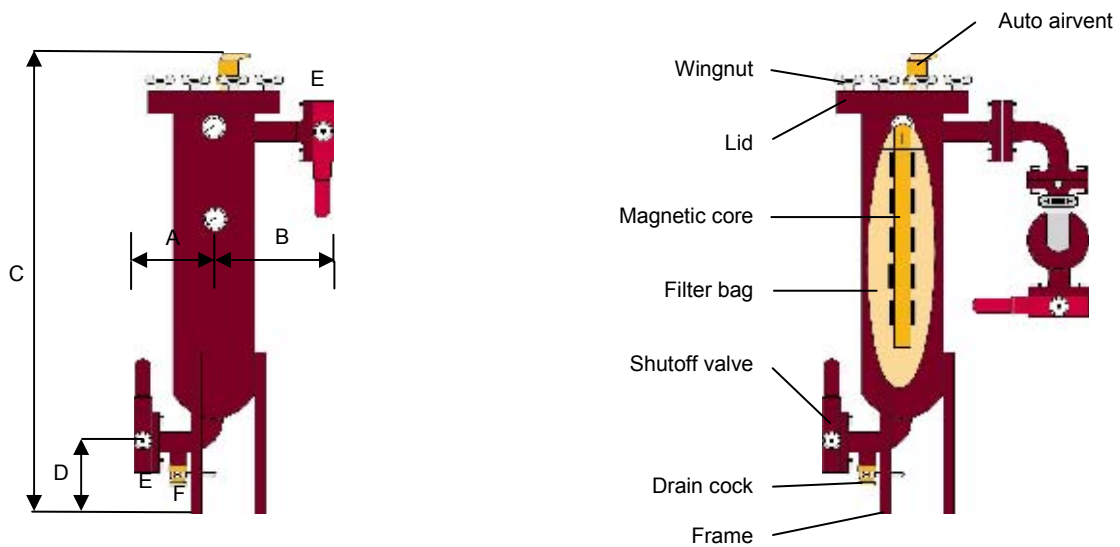


B. Magnetic filter in the return with a pump.



Technical Data

RMX nr.	Type	A [mm]	B [mm]	C [mm]	D [mm]	E Ø [mm]	F Ø [mm]	Weight [kg]
DVA 860AS	04	177	243	1100	140	33/42	20/27	50
DVA 865AS	04P	177	362	1100	140	33/42	20/27	60
DVA 870AS	07	177	243	1200	140	33/42	20/27	60
DVA 875AS	07P	177	362	1200	140	33/42	20/27	70
DVA 880AS	14	177	127	1200	135	DN 40	20/27	65
DVA 885AS	14P	177	387	1200	135	DN 40	20/27	75
DVA 890AS	28	247	257	1300	120	DN 50	20/27	70
DVA 895AS	28P	247	450	1300	120	DN 50	20/27	80



These types are equipped with filter bag and two pressure gauges.

RMX nr.	Type	A [mm]	B [mm]	C [mm]	E Ø [mm]	F Ø [mm]	Weight [kg]
DVA 845AS	03	180	180	760	33/42	15/21	12
DVA 850AS	03P	180	360	760	33/42	15/21	12



The types P come standard with a pump. The types 03 en 03P are suitable for installations up to 250 kW.