

► Chilled Water Wall Mounted Units

XLM-OG 7, 9 and 18



Technical Brochure
TM XLMOG-A.1GB
Date : April 2004
Supersedes : None

Airwell

Design Features

Introduction

The chilled water wall mounted units offer several advantages for air-conditioning applications in residential and small service sectors :

- Very compact line,
- Esthetic that blends in with the decor,
- Reduced noise level,
- Infrared remote control with liquid crystal display (for 2-pipe version without control valve),
- Front grille easily removable for cleaning,
- Discharge diffuser manually adjustable.

These units are available in 3 versions :

- 2-pipe version with infrared remote control but without control valve,
- 2-pipe version with thermostat and with or without control valve,
- 2-pipe/2-wire version with thermostat and control valve.

All the chilled water wall mounted units have been designed for a great ease of maintenance thanks to the removable front grille allowing a full access to internal components.

Coil

Consists of Ø 5/16" copper tubes and aluminium louvered fins with hydrophilic coating.

Filter

Synthetic cleanable air filter accessible after opening the front grille.

Ventilation

Tangential wheel consists of fan fins aligned to obtain a perfect corkscrew profile, enabling a greater air volume to be treated with a minimum noise level.

Single phase motor, direct drive type, provided with 3 ventilation speeds and equipped with internal thermal protection.

Supply voltage : 230 V/1 ph/50 Hz + Ground.

Options available

Electric heater for models 7BE and 18BE

Composed of heating elements located inside the tubes of heat exchanger and is thermally protected against abnormal rises in temperature by a manually reset thermostat.

Supply voltage : 230 V/1 ph/50 Hz + Ground.

Control valve

Motorized 3-way valve (factory installed option).

Control

- CTIVC (kit) for 2-pipe version without control valve,



- TAE 20 + SEH (kit) for 2-pipe version with control valve and 2-pipe/2-wire version with control valve,



- Infrared remote control with liquid crystal display for 2-pipe version without control valve.



Technical Data

Models		7 BE	7	9	18 BE	18
Nominal cooling capacity (1)	W	1420	1800	2100	2940	3660
Nominal heating capacity (2)	W	1990	2520	3070	3905	4430
Air volume						
High speed	m ³ /h	345	345	435	873	873
Medium speed	m ³ /h	292	292	400	753	753
Low speed	m ³ /h	255	255	333	603	603
Nominal power supply		230 V / 1 ph / 50 Hz				
Absorbed power						
Fan	W	26	20	26	50	50
Water connections (Gas male type)	inch	Ø1/2"	Ø1/2"	Ø1/2"	Ø3/4"	Ø3/4"
Condensate outlet	mm	Ø13	Ø13	Ø13	Ø13	Ø13
Dimensions						
L x D x H	mm	815 x 160 x 270			1115 x 195 x 330	
Weight	kg	8	8	9.5	14	

(1) Nominal conditions : Air : 27 °C/19 °C (High speed nominal air volume) - Water : 7 °C/12 °C.

(2) Nominal conditions : Air : 20 °C (High speed nominal air volume) - Water : 50 °C/40 °C.

Electrical Data

Models		7 BE	7	9	18 BE	18
Nominal current	A	4.40	0.08	0.09	7.12	0.2
Maximum current	A	5	0.12	0.135	8.65	0.27
Fuse rating aM	A	6	1	1	10	1
Fuse rating ASE/VDE	A	6	2	2	10	2
Cable section	mm ²	3 x 1.5	3 x 1.5	3 x 1.5	3 x 1.5	3 x 1.5
Electric heater capacity	W	1050	-	-	1600	-

Entering Water Temperature Limit

	Minimum (°C)	Maximum (°C)
Temperature	5	50

Cooling Capacities

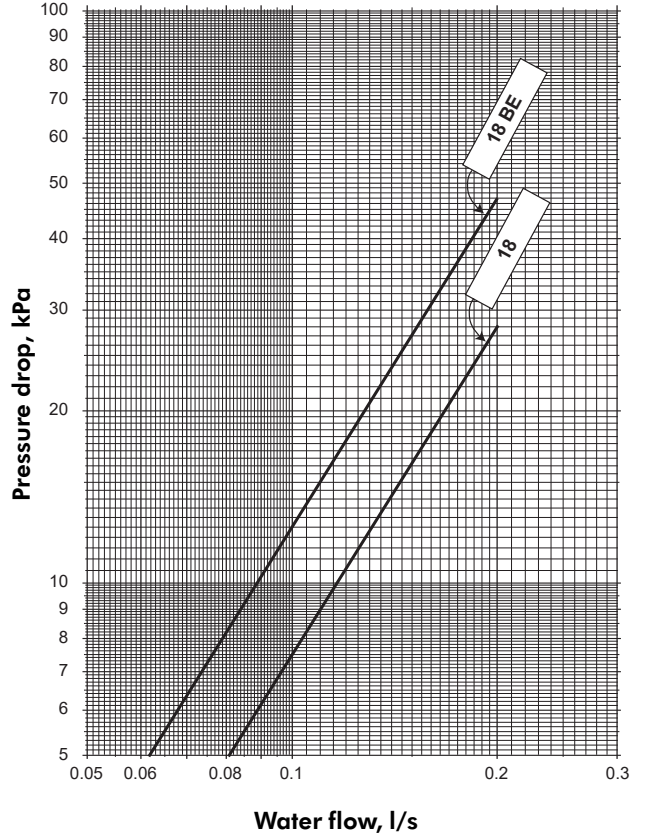
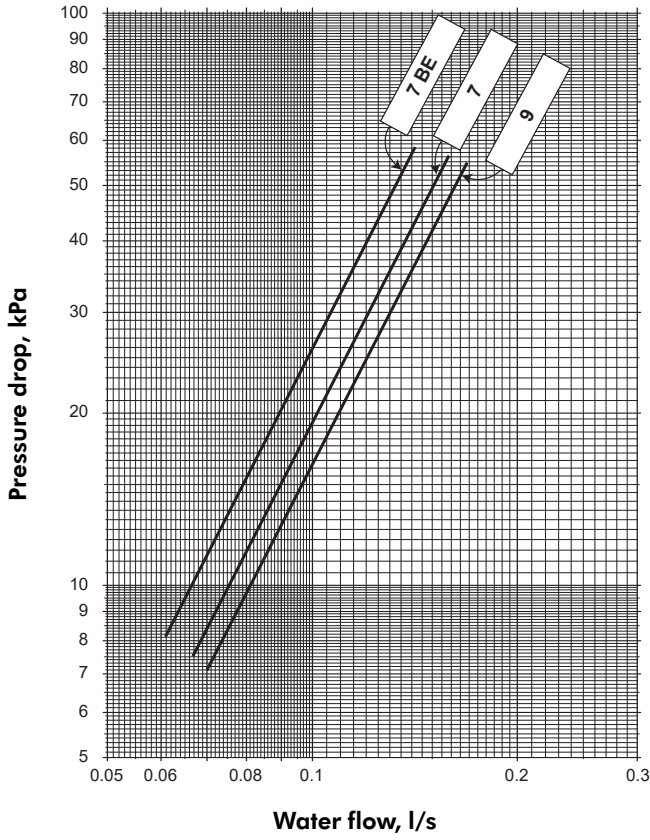
Models		7 BE			7			9			18 BE			18		
Water in/out	Entering air temperature	Air volume (m ³ /h)			Air volume (m ³ /h)			Air volume (m ³ /h)			Air volume (m ³ /h)			Air volume (m ³ /h)		
		LS	MS	HS	LS	MS	HS	LS	MS	HS	LS	MS	HS	LS	MS	HS
		255	292	345	255	292	345	333	400	435	603	753	873	603	753	873
6 / 11 °C	27°C Total cap. kW	1.30	1.49	1.58	1.57	1.76	2.01	1.89	2.19	2.34	2.62	2.09	3.33	3.10	3.75	4.12
	47% Sens. cap. kW	0.98	1.13	1.21	1.18	1.33	1.54	1.44	1.68	1.82	1.96	2.29	2.48	2.38	2.88	3.28
	25°C Total cap. kW	1.12	1.29	1.37	0.98	1.44	1.65	1.54	1.80	1.93	2.13	2.52	2.72	2.55	3.09	3.39
	50% Sens. cap. kW	0.85	1.00	1.06	0.86	1.17	1.35	1.26	1.48	1.60	1.68	1.96	2.13	2.05	2.49	2.85
	23°C Total cap. kW	0.72	0.80	0.83	0.83	0.89	0.97	0.92	1.44	1.54	1.64	1.84	2.00	2.02	2.33	2.56
	50% Sens. cap. kW	0.67	0.77	0.80	0.78	0.87	0.96	0.91	1.26	1.36	1.47	1.67	1.82	1.83	2.16	2.49
7 / 12 °C	27°C Total cap. kW	1.16	1.34	1.42	1.40	1.58	1.80	1.68	1.96	2.10	2.31	2.72	2.94	2.75	3.34	3.66
	47% Sens. cap. kW	0.92	1.06	1.13	1.11	1.26	1.44	1.35	1.59	1.71	1.82	2.13	2.31	2.23	2.70	3.09
	25°C Total cap. kW	0.80	1.13	1.21	0.89	0.97	1.52	1.37	1.61	1.73	1.84	2.18	2.36	2.24	2.71	2.98
	50% Sens. cap. kW	0.71	0.92	0.98	0.82	0.91	1.24	1.16	1.37	1.47	1.55	1.81	1.98	1.92	2.32	2.67
	23°C Total cap. kW	0.78	1.17	1.25	0.75	0.81	0.89	0.84	0.93	1.37	1.48	1.66	1.75	1.83	2.10	2.26
	50% Sens. cap. kW	0.65	1.00	1.06	0.74	0.80	0.89	0.84	0.93	1.26	1.40	1.59	1.72	1.74	2.06	2.26
8 / 13 °C	27°C Total cap. kW	0.72	0.81	1.04	0.96	1.40	1.61	1.50	1.75	1.88	2.02	2.39	2.57	2.44	2.96	3.24
	47% Sens. cap. kW	0.67	0.76	0.91	0.88	1.17	1.34	1.25	1.47	1.59	1.70	1.98	2.16	2.10	2.54	2.92
	25°C Total cap. kW	0.58	0.66	0.69	0.81	0.88	0.96	0.91	1.44	1.54	1.64	1.89	2.04	2.02	2.38	2.61
	50% Sens. cap. kW	0.58	0.66	0.69	0.79	0.87	0.96	0.91	1.27	1.39	1.47	1.69	1.85	1.83	2.18	2.52
	23°C Total cap. kW	0.69	0.77	0.98	0.68	0.74	0.81	0.77	0.86	0.90	1.34	1.51	1.60	1.65	1.91	2.04
	50% Sens. cap. kW	0.68	0.77	0.92	0.68	0.74	0.81	0.77	0.86	0.90	1.34	1.51	1.60	1.65	1.91	2.04
10 / 15 °C	27°C Total cap. kW	0.58	0.66	0.69	0.80	0.87	1.29	1.20	1.41	1.54	1.59	1.85	2.00	1.95	2.32	2.55
	47% Sens. cap. kW	0.58	0.66	0.69	0.79	0.87	1.18	1.09	1.30	1.40	1.53	1.77	1.93	1.90	2.28	2.55
	25°C Total cap. kW	0.55	0.60	0.63	0.68	0.74	0.81	0.77	0.86	1.19	1.34	1.51	1.59	1.65	1.90	2.04
	50% Sens. cap. kW	0.55	0.60	0.63	0.68	0.74	0.81	0.77	0.86	1.18	1.34	1.51	1.59	1.65	1.90	2.04
	23°C Total cap. kW	0.48	0.54	0.57	0.57	0.61	0.67	0.64	0.70	0.73	1.10	1.24	1.32	1.36	1.57	1.64
	50% Sens. cap. kW	0.48	0.54	0.57	0.57	0.61	0.67	0.64	0.70	0.73	1.10	1.24	1.32	1.36	1.57	1.64

Heating Capacities

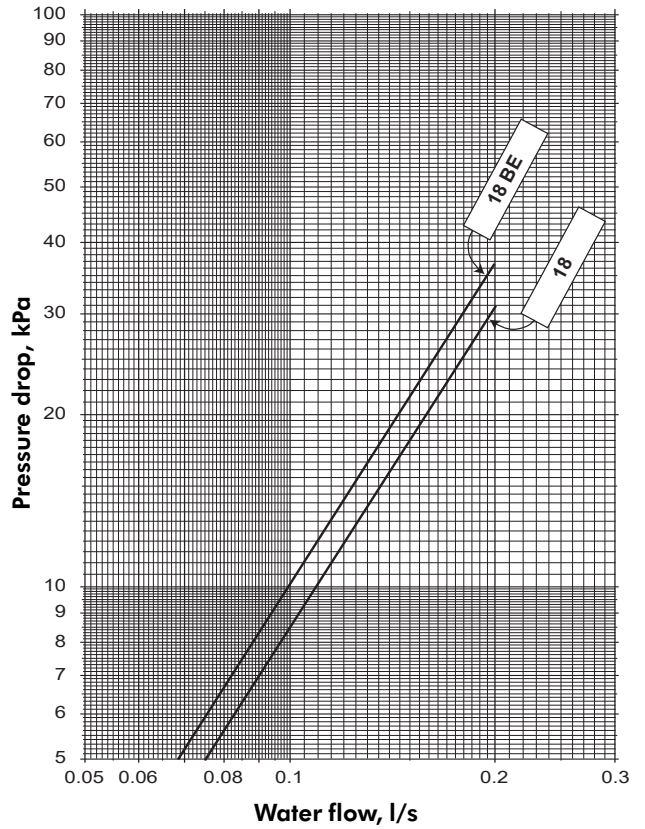
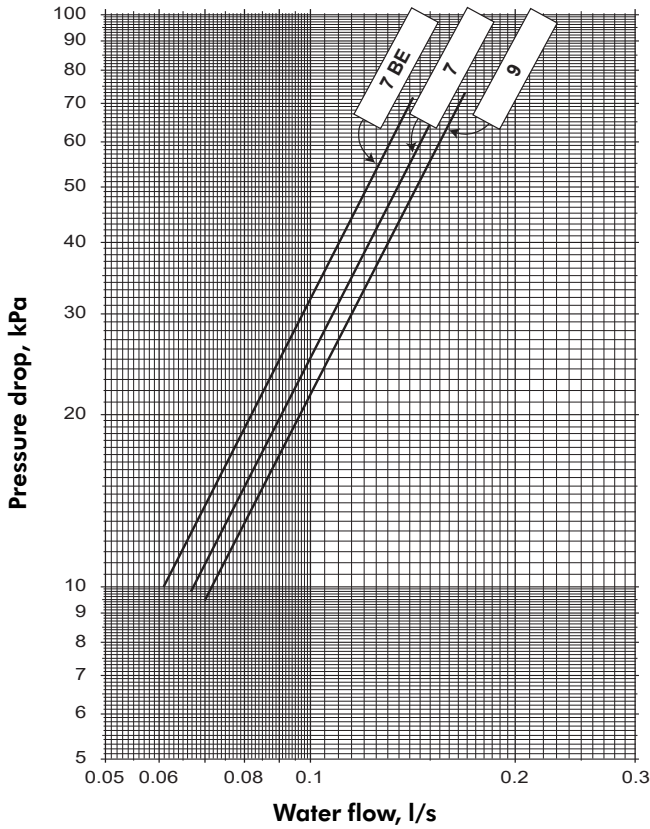
Models		7 BE			7			9			18 BE			18		
Water in/out	Entering air temperature	Air volume (m ³ /h)			Air volume (m ³ /h)			Air volume (m ³ /h)			Air volume (m ³ /h)			Air volume (m ³ /h)		
		LS	MS	HS	LS	MS	HS	LS	MS	HS	LS	MS	HS	LS	MS	HS
		255	292	345	255	292	345	333	400	435	658	774	857	658	774	857
40 / 30 °C	19°C Heat. cap. kW	0.87	0.95	0.99	0.93	1.01	1.10	1.08	1.60	1.74	1.68	1.93	2.04	2.06	2.24	2.35
	20°C Heat. cap. kW	0.81	0.88	0.92	0.86	0.93	1.00	1.00	1.10	1.15	1.57	1.79	1.86	1.92	2.08	2.18
	21°C Heat. cap. kW	0.74	0.82	0.85	0.79	0.86	0.93	0.91	1.00	1.05	1.44	1.65	1.72	1.78	1.92	2.01
45 / 35 °C	19°C Heat. cap. kW	1.37	1.55	1.63	1.59	1.80	2.06	1.99	2.32	2.50	2.45	2.93	3.11	2.96	3.29	3.52
	20°C Heat. cap. kW	1.28	1.46	1.53	1.49	1.68	1.93	1.87	2.19	2.36	2.30	2.75	2.92	2.78	3.09	3.30
	21°C Heat. cap. kW	1.21	1.37	1.45	1.00	1.58	1.81	1.76	2.05	2.21	2.14	2.57	2.72	2.59	2.88	3.08
50 / 40 °C	19°C Heat. cap. kW	1.74	1.98	2.08	2.05	2.30	2.63	2.55	2.98	3.21	3.24	3.86	4.09	3.90	4.34	4.64
	20°C Heat. cap. kW	1.67	1.88	1.99	1.95	2.20	2.52	2.44	2.85	3.07	3.09	3.68	3.91	3.72	4.14	4.43
	21°C Heat. cap. kW	1.59	1.80	1.90	1.87	2.10	2.40	2.33	2.72	2.93	2.94	3.51	3.72	3.54	3.94	4.22

Water Pressure Drops

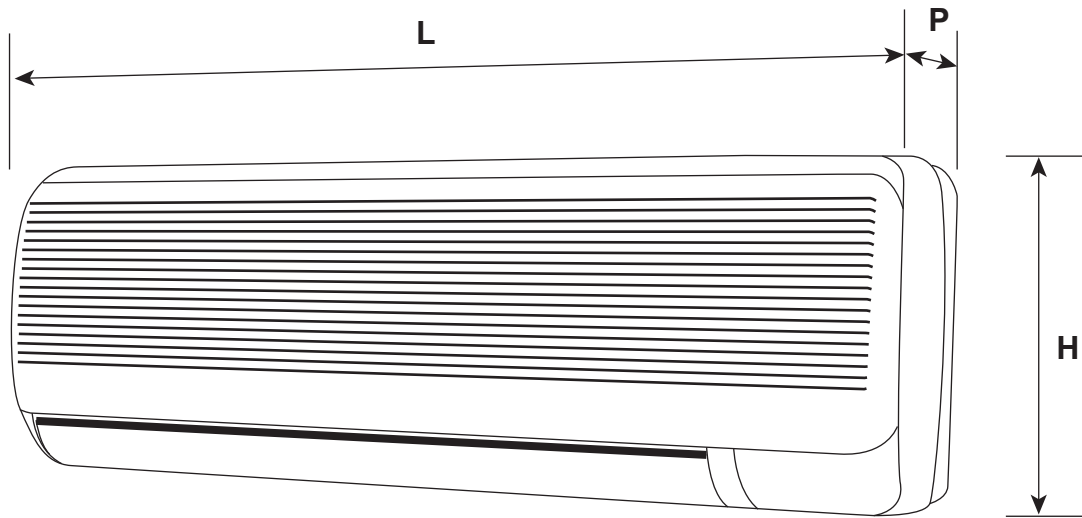
Without control valve



With control valve



Dimensional Data



Sizes	L	P	H
7BE	815	160	270
7	815	160	270
9	815	160	270
18BE	1115	195	330
18	1115	195	330

Dimensions in mm.

Notes

A.C.E Marketing

FRANCE :

1 bis, Avenue du 8 Mai 1945
Saint-Quentin-en-Yvelines
78284 GUYANCOURT Cedex

Tél. : +33-1 39 44 78 00

Fax : +33-1 39 44 11 55

www.airwell.com

ACE Klimatechnik GmbH

DEUTSCHLAND :

Berner Straße 43
60437 FRANKFURT/MAIN

Tel. : 0 69/507 02-0

Fax : 0 69/507 02-250

www.airwell.de

Itelco-Clima Srl

ITALY :

Via XXV Aprile, 29
20030 BARLASSINA (MI)

Tel. : 0362.6801

Fax : 0362.680281

www.itelco-clima.com

Iber elco s.a.

SPAIN :

Ciències, 71-81,
Módulo 5,
Polígono Pedrosa
08908 L'HOSPITALET DE LLOBREGAT

Tel. : 93 264 66 00

Fax : 93 335 95 38

www.iberelco.es

Airwell

As part of our ongoing product improvement programme, our products are subject to change without prior notice. Non contractual photos.



ACE

1 bis, Avenue du 8 Mai 1945
Saint-Quentin-en-Yvelines
78284 GUYANCOURT Cedex

