

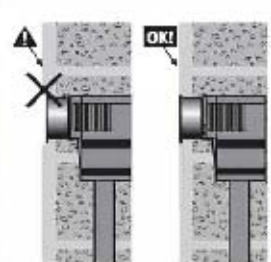


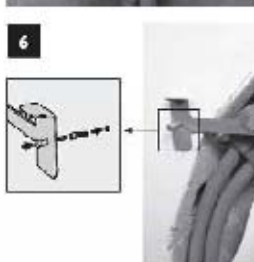
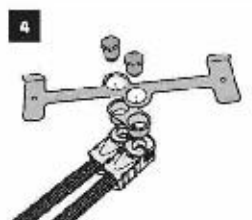


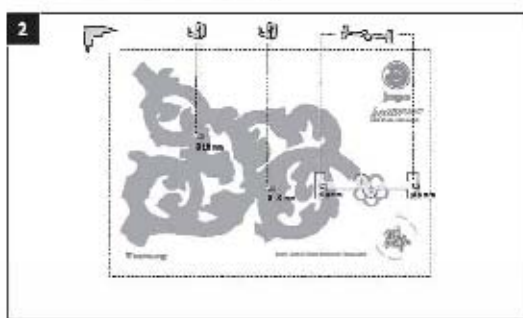
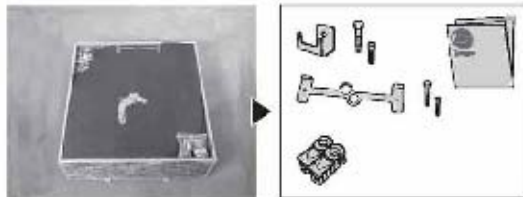
Ne is mogelijk de Heatwave over een volledig bereik van 30° te manoeuvreren.
 Il est possible de manœuvrer la Heatwave sur une pente comprise de 30°.
 Es ist möglich die Heatwave über ein ganzes Bereich auf 30°.

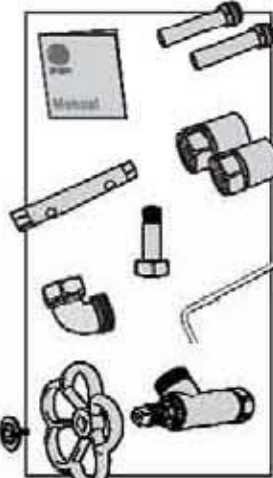
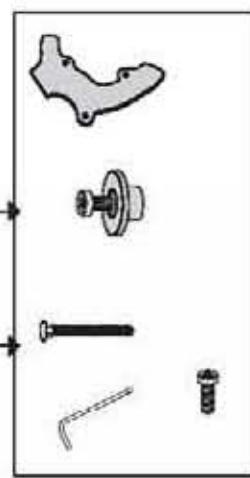

De positieve tilt-behaviour is deca functionering partie de manoeuvrer dea Heatwave. La position du Heatwave cetera dans ce manuel a la référence du constructeur. The position of the Heatwave allow in the manual is the preferred position of the designer.

Onderdelen - Parts - Teile					
2x	2x Ø10	1x	2x	1x	1x
2x	2x Ø8	1x	1x	1x	1x
1x	1x	2x	6x	1x	1x
1x	1x	2x	1x	2x	2x
1x	1x	2x	1x	1x	1x


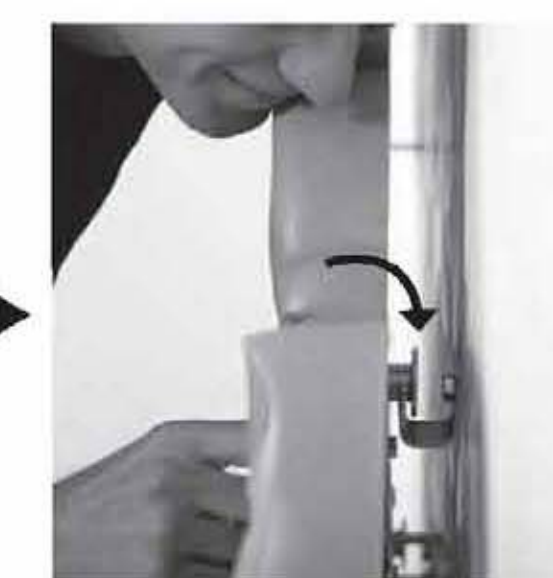
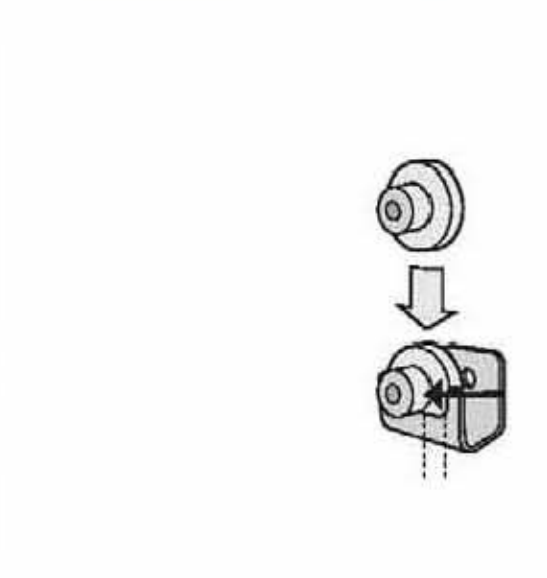

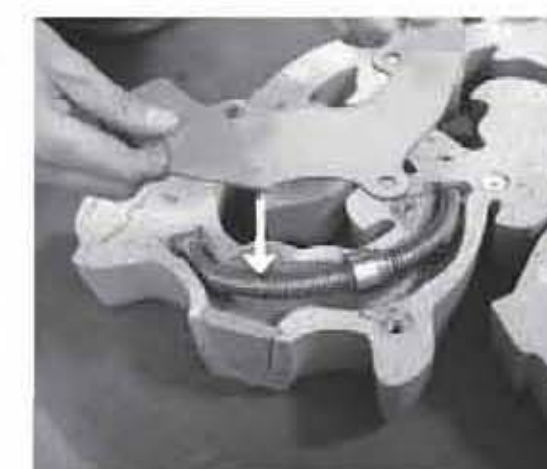
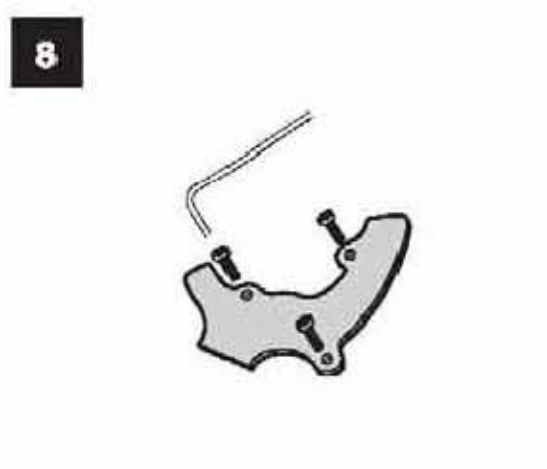


1. **Neem de montage-af, en ontdekken voor de montage de afmetingen en de aansluitingen.**
 Prevez le modèle de montage, les plombs pour la tige murale et la raccordement de la tubulage.
 Remove the mounting model, the frame and the wire connection from the packaging.





Gebruik het schuimrubber als bescherming op de vloer tijdens de montage van de Heatwave.
Utilisez la mousse de caoutchouc comme protection sur le sol pendant le montage du Heatwave.
When mounting the Heatwave, use the foam rubber as floor protection.



ontluchting - purge - Entlüftung - air venting

De ontluchting van de Heatwave gebeurt automatisch via de centrale ontluchter.

Tijdens het ontluchten moeten alle andere toestellen op hetzelfde circuit afgesloten worden.

La purge du Heatwave se déroule automatiquement par le biais du purgeur central. Pendant la purge, tous les autres appareils branchés sur le même circuit doivent être fermés.

Air venting of the Heatwave is done through the central air release vent.

Whilst purging is in progress ensure all other connections on the circuit are closed.

aansluiting - raccordement - Anschluß - connection

De montagehandleiding voor het monteren van de aansluiting bevindt zich in de verpakking van het ventiel.

Le manuel d'instruction pour le montage du raccordement se trouve dans l'emballage du ventilateur.

The connection set mounting instruction can be found in the valve packaging

