

PDU15SWHVIEC12ATNET/PDU20SWHVIEC10ATNET
 PDU32SWHVCEE18ATNET

AUTOMATIC TRANSFER SWITCH CAPABLE OF INDIVIDUAL OUTLET CONTROL

Dual power inputs to ensure continuous power for connected equipment, with individual outlet controlling

Ideal for server room and IT applications, the Switched ATS Series is a power distribution device that delivers electricity from a single source to multiple devices. The dual input design provides power redundancy, and users can select their preferred input power source. The ATSs feature individual outlet control, which allows for immediate on/off, remote reboots, scheduled on/off, and more. The products allow real-time monitoring and remote management via SNMP/HTTP card, PowerPanel® Power Management Software and Cisco EnergyWise™ to optimize energy use.

APPLICATION

- Office
- Back Office
- Server Room
- Data Center
- Factory
- Workstations

SERIES FEATURES

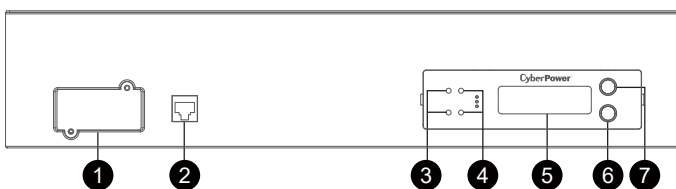
- Real-Time Local/Remote Monitoring and Switching
- Controllable Receptacles with Power Sequencing
- Dual Input
- Quick Transfer Time 8-12 ms (typical)
- Industrial-grade Metal Housing
- Digital Real-time Load Display
- Hot-swappable LCD Design
- LED Status Indicator
- Support ENVIROSENSOR
- User-upgradeable Firmware
- PowerPanel® Management Software
- Adjustable Mounting Brackets
- Cord Retention Tray
- IEC Receptacle Locking

PRODUCT CALLOUTS

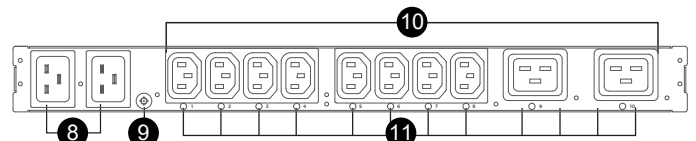
1. SNMP/HTTP Network Slot
2. Serial Port
3. Source Indicator
4. Output Indicator
5. LCD Display Panel
6. Select Button
7. Enter Button
8. AC Inlet/AC Power Cord
9. Ground Stud
10. AC Outlets
11. Outlet Indicator



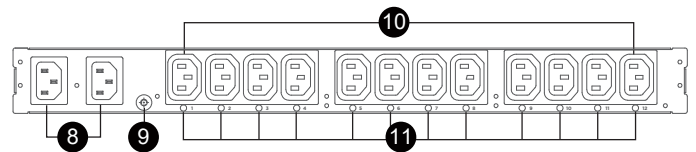
PDU15SWHVIEC12ATNET/PDU20SWHVIEC10ATNET



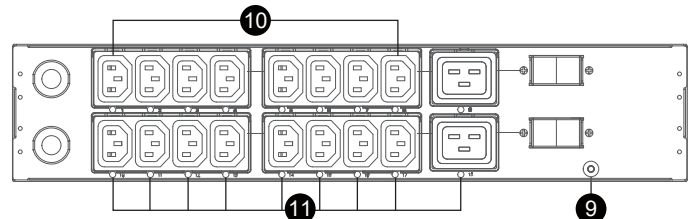
PDU32SWHVCEE18ATNET



PDU15SWHVIEC12ATNET



PDU20SWHVIEC10ATNET





TECHNICAL SPECIFICATIONS

Model Name	PDU15SWHVIEC12ATNET	PDU20SWHVIEC10ATNET	PDU32SWHVCEE18ATNET
Input			
Nominal Input Voltage (Vac)	200 - 240	200 - 240	200 - 240
Input Frequency (Hz)	50 / 60	50 / 60	50 / 60
Maximum Input Current (A)	10	16	32
Input Connector Type	IEC C14 x 2	IEC C20 x 2	IEC 60309 32A x 2
Power Cord Length (m.)	3.05	3.05	3.05
Output			
Over Current Protection (Each Bank) (A)	-	-	20
Outlets - # of Bank(s) (Bank)	1	1	2
Outlet(s) - Total	12	10	18
Outlet(s) - Rear	12	10	18
Outlet Type	IEC C13 x 12	IEC C19 x 2, IEC C13 x 8	IEC C19 x 2, IEC C13 x 16
Management & Communications			
LCD Information Display	Input Voltage (Volts), Input Frequency (Hz), Current Level (Amps), Power Consumption (Kilowatts), Network Information, Serial Number, Environment Status, Hardware Version, Firmware Version		
LED Indicators	Source Status, Load, Tx/Rx, Link, Outlet	Source Status, Load, Tx/Rx, Link, Outlet	Source Status, Load, Tx/Rx, Link, Outlet
Connectivity Port	RJ45 , RJ45 (for Environmental), RJ45 (for Serial)	RJ45 , RJ45 (for Environmental), RJ45 (for Serial)	RJ45 , RJ45 (for Environmental), RJ45 (for Serial)
Environmental Sensor Supported	Yes	Yes	Yes
Power Management Software	PowerPanel® Business, PowerPanel® Enterprise	PowerPanel® Business, PowerPanel® Enterprise	PowerPanel® Business, PowerPanel® Enterprise
Supported Protocols	TCP/IP, UDP, DHCP, SNMP v1/v3, HTTP(s), Telnet, SSH, SSL, NTP, SMTP, IPv4, IPv6		
Physical			
Installed Rack Height (U)	1	1	2
Cord Retention Tray	Yes	Yes	Yes
IEC Receptacle Locking	Yes	Yes	Yes
Physical Size			
Dimensions (WxHxD) (mm.)	433 x 44 x 236	433 x 44 x 236	433 x 88 x 236
Weight (kg.)	4	3.8	8.3
Environmental			
Operating Temperature (°C)	0 - 45	0 - 45	0 - 45
Operating Relative Humidity (Non-condensing) (%)	0 - 95	0 - 95	0 - 95
Certifications			
Certifications*	CE, FCC Class A, UL60950, EN 55032 Class A	CE, FCC Class A, UL60950, EN 55032 Class A	CE, EN 55032 Class A
Cisco Compatibility	Yes	Yes	Yes
RoHS	Yes	Yes	Yes

*Certifications may vary according to different regions. Visit www.cyberpower.com for more information.
 #All specifications are subject to change without notice.