


Общая система управления и контроля кондиционеров Panasonic P-AIMS



Базовое программное обеспечение (ПО) P-AIMS/ CZ-CSWKC2

Функции базового ПО

- Стандартный пульт ДУ для всех внутренних устройств.
- Можно установить множество регламентированных программ таймера по календарным дням.
- Отображение подробной информации по аварийным сигналам.
- Вывод файла CSV с историей аварийных случаев, состояний режимов работы.
- Автоматическое резервное копирование данных на НЖМД.

Базовое программное обеспечение (ПО) P-AIMS/ CZ-CSWKC2

Menus for various operations

Displays current alarms.

Stops the buzzer when an alarm is in effect.

The screenshot shows the P-AIMS software interface. At the top, there is a menu bar with options: List display, Schedule, Print, Distribution Ratio, Demand, BACnet, Facility Control, Maintenance, and Help. Below the menu bar, a status bar displays "No active alarm at the moment" and a "Buzzer OFF" button. The main area contains a table with columns for No., Select, Address, Name, ON/OFF, Mode, Set T., Room T., Fan, Flap, Prhbt, Alarm, R/C, O/D unit, and IID unit. The table lists 16 units, each with its current status (ON/OFF) and mode (Cool). At the bottom right, a status bar displays the date and time: "23 December 2008 14:24:28".

No.	Select	Address	Name	ON/OFF	Mode	Set T.	Room T.	Fan	Flap	Prhbt	Alarm	R/C	O/D unit	IID unit
1		01020101	Line1 Adapter2 IID unit1	ON	Cool	18	28.0	High	F1	R/C OK		R/C		
2		01020102	Line1 Adapter2 IID unit2	OFF	Cool	18	23.5	High	F1	R/C OK		R/C		
3		01020103	Line1 Adapter2 IID unit3	OFF	Cool	18	27.0	High	F1	R/C OK		R/C		
4		01020104	Line1 Adapter2 IID unit4	OFF	Cool	18	26.0	High	F1	R/C OK		R/C		
5		01020105	Line1 Adapter2 IID unit5	ON	Cool	18	25.0	High	F1	R/C OK		R/C		
6		01020106	Line1 Adapter2 IID unit6	OFF	Cool	18	25.0	High	F1	R/C OK		R/C		
7		01020107	Line1 Adapter2 IID unit7	OFF	Cool	18	25.0	High	F1	R/C OK		R/C		
8		01020108	Line1 Adapter2 IID unit8	OFF	Cool	18	25.0	High	F1	R/C OK		R/C		
9		01020109	Line1 Adapter2 IID unit9	ON	Cool	18	25.0	High	F1	R/C OK		R/C		
10		01020110	Line1 Adapter2 IID unit10	OFF	Cool	18	25.0	High	F1	R/C OK		R/C		
11		01020111	Line1 Adapter2 IID unit11	OFF	Cool	18	25.0	High	F1	R/C OK		R/C		
12		01020112	Line1 Adapter2 IID unit12	OFF	Cool	18	25.0	High	F1	R/C OK		R/C		
13		01020113	Line1 Adapter2 IID unit13	ON	Cool	18	25.0	High	F1	R/C OK		R/C		
14		01020114	Line1 Adapter2 IID unit14	OFF	Cool	18	25.0	High	F1	R/C OK		R/C		
15		01020115	Line1 Adapter2 IID unit15	OFF	Cool	18	25.0	High	F1	R/C OK		R/C		
16		01020116	Line1 Adapter2 IID unit16	OFF	Cool	18	25.0	High	F1	R/C OK		R/C		

Common Display area

Displays the date and time.

Базовое программное обеспечение (ПО) P-AIMS/ CZ-CSWKC2

P-AIMS

Layout List display Schedule Print Distribution Ratio Demand BACnet Facility Control Web Maintenance Help

No active alarm at the moment

Buzzer OFF

Operation/Status

Clear all

Select all

All Floor

Floor

O/D unit

Address

Display

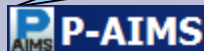
Disp sub

R/C

Control Gr.

No.	Select	Address	Name	ON OFF	Mode	Set T.	Room T.	Fan	Flap	Prhbt	Alarm	R/C	O/D unit	I/D unit
9		01030104	Line1 Adapter3 I/D unit4	ON	Fan	---	20,0	Low	Swing	---				
10		01030105	Line1 Adapter3 I/D unit5	ON	Fan	---	20,0	Low	Swing	R/C OK		R/C		
11		01030106	Line1 Adapter3 I/D unit6	ON	Fan	---	20,0	Low	Swing	---				
12		01020103	Line1 Adapter2 I/D unit3	ON	Cool	18	17,0	High	F1	---				
13		01020104	Line1 Adapter2 I/D unit4	OFF	Cool	18	28,0	High	F1	R/C OK		R/C		
14		01020112	Line1 Adapter2 I/D unit12	OFF	Cool	18	28,0	High	F1	R/C OK		R/C		
15		01020117	Line1 Adapter2 I/D unit17	ON	Cool	18	17,0	High	F1	R/C OK		R/C		
16		01020122	Line1 Adapter2 I/D unit22	OFF	Cool	18	28,0	High	F1	---				
17		01030107	Line1 Adapter3 I/D unit7	ON	Fan	---	20,0	Low	Swing	R/C OK		R/C		
18		01030108	Line1 Adapter3 I/D unit8	ON	Fan	---	20,0	Low	Swing	---				
19		01030109	Line1 Adapter3 I/D unit9	ON	Fan	---	20,0	Low	Swing	R/C OK		R/C		
20		01030110	Line1 Adapter3 I/D unit10	ON	Fan	---	20,0	Low	Swing	---				
21		01030111	Line1 Adapter3 I/D unit11	ON	Fan	---	20,0	Low	Swing	R/C OK		R/C		

Базовое программное обеспечение (ПО) P-AIMS/ CZ-CSWKC2



Layout List display Schedule Print Distribution Ratio Demand BACnet Facility Control Web Maintenance Help

No active alarm at the moment

Buzzer OFF

Filter & I/D unit information

Demand cancel

Demand settings

Clear all

Select all

All Floor

Floor

O/D unit

Address

Display

Reset Filter sign

Clear OP. time

No.	Select	Address	Name	Filter sign	Operat.Time	Operat.Count	Demand	T/S	Fan	Suction T	DischargT
1	<input type="checkbox"/>	01020101	Line1 Adapter2 I/D unit1	<input type="checkbox"/>	12325:31	1	<input type="checkbox"/>	ON	High fan	25,0	25,0
2	<input type="checkbox"/>	01020102	Line1 Adapter2 I/D unit2	<input type="checkbox"/>	12809:36	200	<input type="checkbox"/>	ON	High fan	25,0	25,0
3	<input type="checkbox"/>	01020111	Line1 Adapter2 I/D unit11	<input type="checkbox"/>	3217:20	0	<input type="checkbox"/>	ON	OFF	25,0	25,0
4	<input type="checkbox"/>	01020116	Line1 Adapter2 I/D unit16	<input type="checkbox"/>	1765:03	0	<input type="checkbox"/>	ON	OFF	25,0	25,0
5	<input type="checkbox"/>	01020121	Line1 Adapter2 I/D unit21	<input type="checkbox"/>	1690:01	0	<input type="checkbox"/>	ON	OFF	25,0	25,0
6	<input type="checkbox"/>	01030101	Line1 Adapter3 I/D unit1	<input type="checkbox"/>	9970:30	0	<input type="checkbox"/>	ON	Low.fan	25,0	25,0
7	<input type="checkbox"/>	01030102	Line1 Adapter3 I/D unit2	<input type="checkbox"/>	11134:58	0	<input type="checkbox"/>	ON	Low.fan	25,0	25,0
8	<input type="checkbox"/>	01030103	Line1 Adapter3 I/D unit3	<input type="checkbox"/>	9971:35	0	<input type="checkbox"/>	ON	Low.fan	25,0	25,0
9	<input type="checkbox"/>	01030104	Line1 Adapter3 I/D unit4	<input type="checkbox"/>	11135:13	0	<input type="checkbox"/>	ON	Low.fan	25,0	25,0
10	<input type="checkbox"/>	01030105	Line1 Adapter3 I/D unit5	<input type="checkbox"/>	9985:33	0	<input type="checkbox"/>	ON	Low.fan	25,0	25,0
11	<input type="checkbox"/>	01030106	Line1 Adapter3 I/D unit6	<input type="checkbox"/>	11135:13	0	<input type="checkbox"/>	ON	Low.fan	25,0	25,0
12	<input type="checkbox"/>	01020103	Line1 Adapter2 I/D unit3	<input type="checkbox"/>	12061:41	150	<input type="checkbox"/>	ON	High fan	25,0	25,0
13	<input type="checkbox"/>	01020104	Line1 Adapter2 I/D unit4	<input type="checkbox"/>	2209:18	0	<input type="checkbox"/>	ON	OFF	25,0	25,0

Базовое программное обеспечение (ПО) P-AIMS/ CZ-CSWKC2

 P-AIMS

Layout List display Schedule Print Distribution Ratio Demand BACnet Facility Control Web Maintenance Help

No active alarm at the moment

Buzzer OFF

Alarm list & Alarm log

Alarm only

Unknown only

Search

Check all items as confirmed.

Alarm list

Alarm log

Term setting

to

Latest 2000 cases on display

No.	Address	Name	Alarm code	Alarm date	Alarm	Check	Operator
1		Reset system	Clr. all alarms	11.09.2012 8:12:06	OFF	<input checked="" type="checkbox"/>	Name2
2		Reset system	Clr. all alarms	10.09.2012 20:59:32	OFF	<input type="checkbox"/>	
3		Reset system	Clr. all alarms	31.03.2012 9:07:33	OFF	<input type="checkbox"/>	
4		Reset system	Clr. all alarms	20.03.2012 19:20:39	OFF	<input type="checkbox"/>	
5		Reset system	Clr. all alarms	20.03.2012 13:31:12	OFF	<input type="checkbox"/>	
6		Reset system	Clr. all alarms	20.03.2012 10:35:09	OFF	<input type="checkbox"/>	
7		Reset system	Clr. all alarms	20.03.2012 10:30:51	OFF	<input checked="" type="checkbox"/>	
8		Reset system	Clr. all alarms	20.03.2012 9:21:37	OFF	<input type="checkbox"/>	
9		Reset system	Clr. all alarms	20.03.2012 9:18:03	OFF	<input type="checkbox"/>	
10		Reset system	Clr. all alarms	12.03.2012 8:46:26	OFF	<input type="checkbox"/>	
11		Reset system	Clr. all alarms	15.02.2012 18:15:49	OFF	<input type="checkbox"/>	
12		Reset system	Clr. all alarms	14.02.2012 17:03:09	OFF	<input checked="" type="checkbox"/>	
13		Reset system	Clr. all alarms	14.02.2012 16:57:52	OFF	<input type="checkbox"/>	

Базовое программное обеспечение (ПО) P-AIMS/ CZ-CSWKC2

P-AIMS

Layout List display Schedule Print Distribution Ratio Demand BACnet Facility Control Web Maintenance Help

No active alarm at the moment

Buzzer OFF

Mode settings (calendar)

This month

?

SEP 2012

?

By day of the week

Register

Cancel

SUN	MON	TUE	WED	THU	FRI	SAT
						1
2	3	4	5	6	7	8
9	10	11	12	13	14	15
16	17	18	19	20	21	22
5	6	7				
23	24	25	26	27	28	29
5	6	7				
30						

Reg. mode name

Cancel

Cancel Schedule(mode 0)	Mode16	reserve1	
Mode1	Weekday1	Mode17	reserve2
Mode2	Weekday2	Mode18	reserve3
Mode3	Weekday3	Mode19	reserve4
Mode4	Weekday4	Mode20	reserve5
Mode5	Weekday5	Mode21	reserve6
Mode6	Saturday1	Mode22	reserve7
Mode7	Saturday2	Mode23	reserve8
Mode8	Saturday3	Mode24	reserve9
Mode9	Saturday4	Mode25	reserve10
Mode10	Saturday5	Mode26	reserve11
Mode11	Sunday1	Mode27	reserve12
Mode12	Sunday2	Mode28	reserve13
Mode13	Sunday3	Mode29	reserve14
Mode14	Sunday4	Mode30	reserve15

Дополнительное ПО P-AIMS CZ-CSWAC2 для распределения нагрузок

Функции

- ~ Расчет распределения нагрузок по каждому арендатору/проживающему
~
- Коэффициент распределения нагрузок кондиционера рассчитывается для каждого устройства (арендатора/проживающего) с помощью данных потребления энергии (мЗ, кВт ч).
- Расчетные данные хранятся в файле формата CSV
- Хранятся данные за последний год

Дополнительное ПО P-AIMS CZ-CSWAC2 для распределения нагрузок

- Balance total

The balance is taken in units of xx minutes for each thermostat on fan speed held in the adapter or indoor unit, and the cumulative value of the balance values is displayed.

Balance total

Calculation term specification for balance total

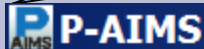
No.	Address	Name	Tenant	ON/High	ON/Mid	ON/Low	Total T/S ON	Total T/S OFF	T/S ON + T/S OFF
1	01020101	Line1 Adapter2 I/D unit1	1	28.02	0.00	0.00	28.02	14.65	42.67
2	01020102	Line1 Adapter2 I/D unit2	1	21.28	0.00	0.00	21.28	0.00	21.28
3	01020103	Line1 Adapter2 I/D unit3	1	11.97	0.00	0.00	11.97	0.00	11.97
4	01020104	Line1 Adapter2 I/D unit4	1	5.97	0.00	0.00	5.97	0.00	5.97
5	01020105	Line1 Adapter2 I/D unit5	1	42.67	0.00	0.00	42.67	0.00	42.67
6	01020106	Line1 Adapter2 I/D unit6	1	21.28	0.00	0.00	21.28	0.00	21.28
7	01020107	Line1 Adapter2 I/D unit7	1	11.97	0.00	0.00	11.97	0.00	11.97
8	01020108	Line1 Adapter2 I/D unit8	1	5.97	0.00	0.00	5.97	0.00	5.97
9	01020109	Line1 Adapter2 I/D unit9	1	42.67	0.00	0.00	42.67	0.00	42.67
10	01020110	Line1 Adapter2 I/D unit10	1	21.28	0.00	0.00	21.28	0.00	21.28
11	01020111	Line1 Adapter2 I/D unit11	1	11.97	0.00	0.00	11.97	0.00	11.97
12	01020112	Line1 Adapter2 I/D unit12	1	5.97	0.00	0.00	5.97	0.00	5.97
13	01020113	Line1 Adapter2 I/D unit13	1	42.67	0.00	0.00	42.67	0.00	42.67
14	01020114	Line1 Adapter2 I/D unit14	1	21.28	0.00	0.00	21.28	0.00	21.28
15	01020115	Line1 Adapter2 I/D unit15	1	11.97	0.00	0.00	11.97	0.00	11.97
16	01020116	Line1 Adapter2 I/D unit16	1	5.97	0.00	0.00	5.97	0.00	5.97

Display for individual indoor units

Detailed display with thermostats off

Display for tenant units

Дополнительное ПО P-AIMS CZ-CSWAC2 для распределения нагрузок



Layout List display Schedule Print Distribution Ratio Demand BACnet Facility Control Web Maintenance Help

No active alarm at the moment

Buzzer OFF

T/S ON operation time

Tenants

I/D unit

Adaptor Value

Balance total

Weigh.factor balance total

Term setting

to

All hours

T/S OFF details

No.	Address	Name	Tenant	ON/Low	Total T/S ON	OFF/High	OFF/Mid	OFF/Low	Total T/S OFF	T/S ON + T/S OFF
1	01020101	Line1 Adapter2 I/D unit1	1	36:10	12330:04	31:00	22:00	11:00	64:00	123
2	01020102	Line1 Adapter2 I/D unit2	1	130:16	11558:31	0:00	0:00	0:00	0:00	115
3	01020103	Line1 Adapter2 I/D unit3	1	35:30	11043:29	0:00	0:00	0:00	0:00	110
4	01020104	Line1 Adapter2 I/D unit4	1	136:48	1503:25	0:00	0:00	0:00	0:00	15
5	01020105	Line1 Adapter2 I/D unit5	1	24:18	13184:43	0:00	0:00	0:00	0:00	131
6	01020106	Line1 Adapter2 I/D unit6	1	94:39	5369:14	0:00	0:00	0:00	0:00	53
7	01020107	Line1 Adapter2 I/D unit7	1	20:02	2669:31	0:00	0:00	0:00	0:00	26
8	01020108	Line1 Adapter2 I/D unit8	1	105:25	1446:39	0:00	0:00	0:00	0:00	14
9	01020109	Line1 Adapter2 I/D unit9	1	19:35	13096:33	0:00	0:00	0:00	0:00	130
10	01020110	Line1 Adapter2 I/D unit10	1	105:25	5363:37	0:00	0:00	0:00	0:00	53
11	01020111	Line1 Adapter2 I/D unit11	1	19:35	2666:33	0:00	0:00	0:00	0:00	26
12	01020112	Line1 Adapter2 I/D unit12	1	105:23	1468:20	0:00	0:00	0:00	0:00	14
13	01020113	Line1 Adapter2 I/D unit13	1	19:35	13125:42	0:00	0:00	0:00	0:00	131

Дополнительное ПО P-AIMS CZ-CSWAC2 для распределения нагрузок

P-AIMS

Layout List display Schedule Print Distribution Ratio Demand BACnet Facility Control Web Maintenance Help

No active alarm at the moment

Buzzer OFF

Distribution Ratio calculation

Tenant Total

Simple distribution

Term setting

01.09.2012

to

11.09.2012

All hours

Tenants

I/D unit

Basic data

No.	Address	Name	Ten ant	O/D Distr	O/D Elec. ratio (%)	O/D Elec. usage (kWh)	O/D Elec cost (?)	O/D Gas ratio (%)	O/D Gas usage (m3)	O/D Gas cost(?)	Total cost (?)
1		Tenant 1	1		0,0000	0,00	0,00	0,0000	0,00	0,00	0,00
2		Tenant 3	3		0,0000	0,00	0,00				0,00
3		Tenant 4	4		0,0000	0,00	0,00				0,00
4		Distrib. group 1		1	0,0000	0,00	0,00	0,0000	0,00	0,00	0,00
5		Distrib. group 3		3	0,0000	0,00	0,00				0,00
6		Distrib. group 4		4	0,0000	0,00	0,00				0,00
7		Distrib. group 5		5	0,0000	0,00	0,00				0,00
8		Distrib. group 6		6	0,0000	0,00	0,00				0,00

Дополнительное ПО P-AIMS CZ-CSWAC2 для распределения нагрузок

P-AIMS

Layout List display Schedule Print Distribution Ratio Demand BACnet Facility Control Web Maintenance Help

No active alarm at the moment

Buzzer OFF

Accumulated value

Adaptor value

Total value

Term setting

to

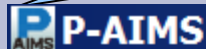
Total Gas

Gas for A/C

Gas f

No.	Address	Name	Distr.	Type	Adaptor value	Meter value
1	C010201	Line1 Adapter02 PulseCounter1	2	Gas	60128 m3	462116 m3
2	C010202	Line1 Adapter02 PulseCounter2	1	Elec.	60128 kWh	462116 kWh
3	C010203	Line1 Adapter02 PulseCounter3	4	Power Generation	60128 m3	462116 m3
4	C010401	Line1 Adapter04 PulseCounter1	1	Elec.	50628 kWh	441617 kWh
5	C010402	Line1 Adapter04 PulseCounter2	1	Elec.	50628 kWh	441617 kWh
6	C010403	Line1 Adapter04 PulseCounter3	1	Elec.	50628 kWh	441617 kWh
7	C010601	Line1 Adapter06 PulseCounter1	1	Elec.	51628 kWh	442617 kWh
8	C010602	Line1 Adapter06 PulseCounter2	1	Elec.	51628 kWh	442617 kWh
9	C010603	Line1 Adapter06 PulseCounter3	1	Elec.	51628 kWh	442617 kWh

Дополнительное ПО P-AIMS CZ-CSWAC2 для распределения нагрузок



Layout List display Schedule Print Distribution Ratio Demand BACnet Facility Control Web Maintenance Help

No active alarm at the moment

Buzzer OFF

Accumulated value master data

Display registered items

Register

Cancel

No.	Address	Name	Unit name	Multiplying factor	After the decimal pt.	Register	Display	Type	Distribution group
1	C010201	Line1 Adapter02 PulseCounter1	m3	1	0	<input checked="" type="checkbox"/>	0	Gas	2:Distrib. group 2
2	C010202	Line1 Adapter02 PulseCounter2	kWh	1	0	<input checked="" type="checkbox"/>	0	Elec.	1:Distrib. group 1
3	C010203	Line1 Adapter02 PulseCounter3	m3	1	0	<input checked="" type="checkbox"/>	0	Power Generation	4:Distrib. group 4
4	C010301	Line1 Adapter03 PulseCounter1	kWh	1	0	<input type="checkbox"/>	0	Elec.	1:Distrib. group 1
5	C010302	Line1 Adapter03 PulseCounter2	kWh	1	0	<input type="checkbox"/>	0	Elec.	1:Distrib. group 1
6	C010303	Line1 Adapter03 PulseCounter3	kWh	1	0	<input type="checkbox"/>	0	Elec.	1:Distrib. group 1
7	C010401	Line1 Adapter04 PulseCounter1	kWh	1	0	<input checked="" type="checkbox"/>	0	Elec.	1:Distrib. group 1
8	C010402	Line1 Adapter04 PulseCounter2	kWh	1	0	<input checked="" type="checkbox"/>	0	Elec.	1:Distrib. group 1
9	C010403	Line1 Adapter04 PulseCounter3	kWh	1	0	<input checked="" type="checkbox"/>	0	Elec.	1:Distrib. group 1
10	C010601	Line1 Adapter06 PulseCounter1	kWh	1	0	<input checked="" type="checkbox"/>	0	Elec.	1:Distrib. group 1
11	C010602	Line1 Adapter06 PulseCounter2	kWh	1	0	<input checked="" type="checkbox"/>	0	Elec.	1:Distrib. group 1
12	C010603	Line1 Adapter06 PulseCounter3	kWh	1	0	<input checked="" type="checkbox"/>	0	Elec.	1:Distrib. group 1

Дополнительное ПО P-AIMS CZ-CSWGC2 для отображения схемы расстановки объектов

Функции

~ Можно контролировать всю систему визуально ~

- Экран состояния режима работы отображается на схеме расстановки объектов.
- Можно проверить одновременно схему расстановки объектов и размещение внутренних объектов.
- Каждый блок может управляться посредством виртуального пульта дистанционного управления, расположенного на дисплее.
- Одновременно может отображаться 4 экрана расстановки объектов максимально.

Дополнительное ПО P-AIMS CZ-CSWGC2 для отображения схемы расстановки объектов

The screenshot displays the P-AIMS CZ-CSWGC2 software interface. The main window shows a floor plan of a building with various rooms and equipment. The interface includes a menu bar with options like Layout, List display, Schedule, Print, Distribution Ratio, Demand, BACnet, Facility Control, WEB, Maintenance, and Help. A status bar at the top indicates "No active alarm at the moment" and "Buzzer OFF".

Key features and annotations include:

- Remote controller:** A label pointing to the "R/C" button in the top toolbar.
- Select windows:** A label pointing to the "Select windows" button in the top toolbar and the "Select windows" dialog box.
- Maximize:** A label pointing to the "Maximize" button in the top toolbar.
- Close:** A label pointing to the "Close" button in the top toolbar.
- Tiled windows:** A label pointing to the "Tiled windows" button in the top toolbar.
- Select windows dialog:** A dialog box titled "Select windows" with a tree view showing the building structure: OX_building, The_first_floor, The_second_floor, The_third_floor, and The_fourth_floor. The "Single" and "Multiple" options are visible.
- Floor selection:** A vertical list on the right side of the floor plan showing floors 4 F, 3 F, 2 F, and 1 F. The 1 F floor is highlighted in yellow.
- Legend:** A legend at the bottom right titled "Example:" with color-coded boxes for OFF (green), Alarm (yellow), Cool (blue), Maint. (brown), Heat (red), Fan (grey), Auto (cyan), and Dry (light blue).

Дополнительное ПО P-AIMS CZ-CSWGC2 для отображения схемы расстановки объектов

P-AIMS

Layout List display Schedule Print Distribution Ratio Demand BACnet Facility Control Web Maintenance Help

No active alarm at the moment

Buzzer OFF

Layout

R/C

Select windows

Maximize

Close

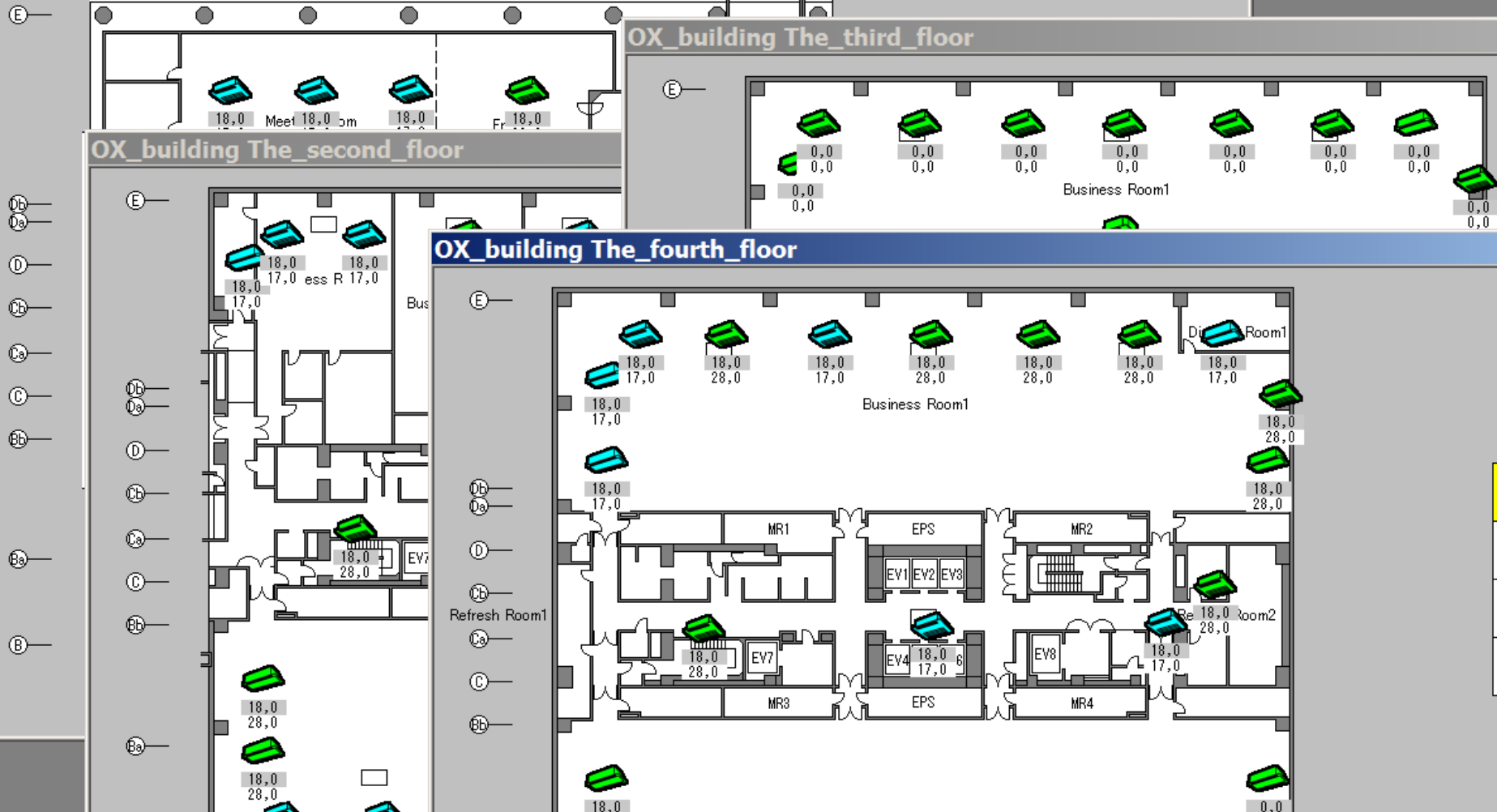
Tiled windows

OX_building The_first_floor

OX_building The_third_floor

OX_building The_second_floor

OX_building The_fourth_floor



4	F
3	F
2	F
1	F

Дополнительное ПО P-AIMS CZ-CSWGC2 для отображения схемы расстановки объектов

P-AIMS

Layout List display Schedule Print Distribution Ratio Demand BACnet Facility Control Web Maintenance Help

No active alarm at the moment

Buzzer OFF

Layout

R/C

Select windows

Maximize

Close

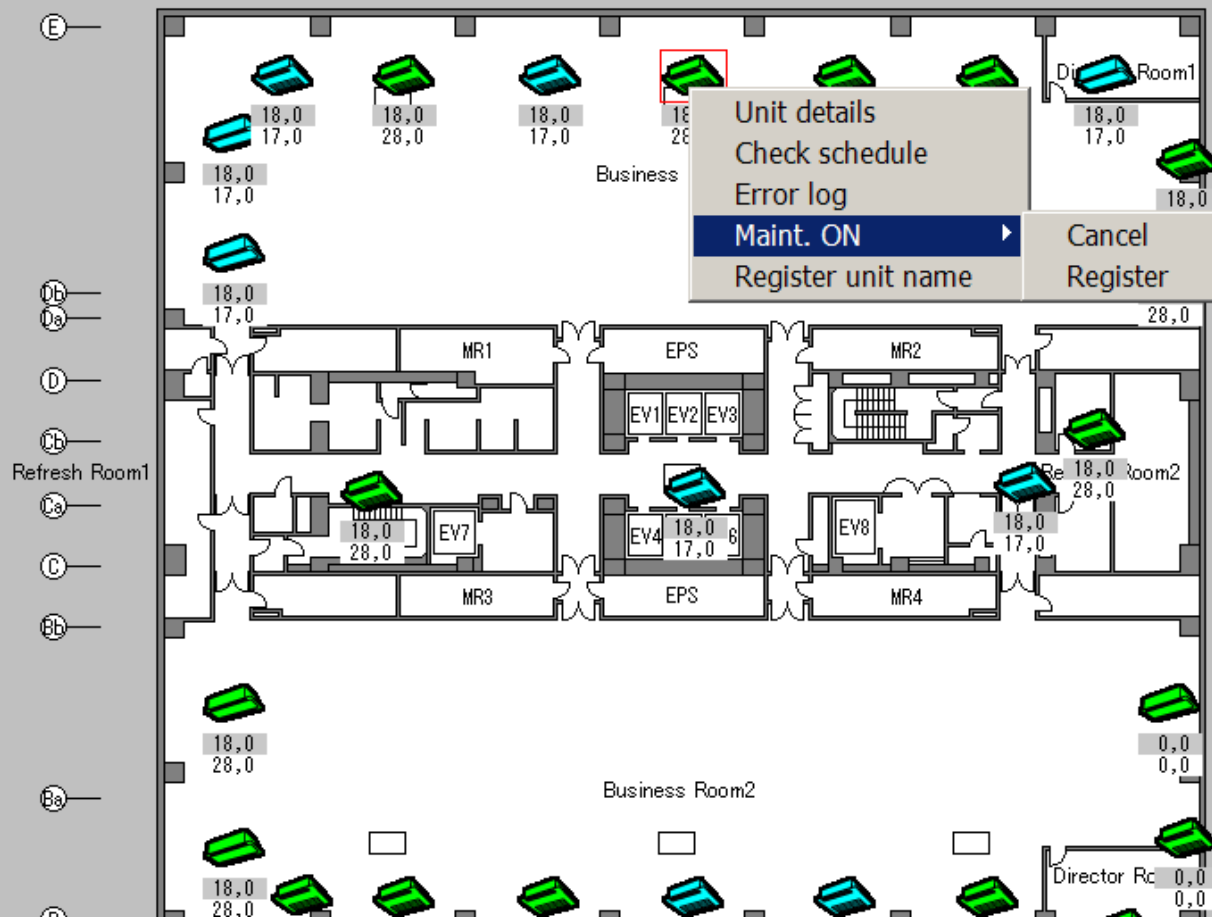
Tiled windows

Select windows

Single Multiple

OX_building The_fourth_floor

- Layout
 - OX_building
 - The_first_floor
 - The_second_floor
 - The_third_floor
 - The_fourth_floor



4	F
3	F
2	F
1	F

Example :

	Stop		Alarm
	Cool		Maint.
	Heat		Fan

Дополнительное ПО P-AIMS CZ-CSWGC2 для отображения схемы расстановки объектов

P-AIMS

Layout List display Schedule Print Distribution Ratio Demand BACnet Facility Control Web Maintenance Help

No active alarm at the moment

Buzzer OFF

Layout

R/C

Select windows

Maximize

Close

Tiled windows

Select windows

OX_building The_third_floor

Single Multiple

Layout

OX_building

- The_first_floor
- The_second_floor
- The_third_floor
- The_fourth_floor

OX_building The_fourth_floor

E

Ob

Os

D

Ob

Refresh Room1

ON		Set temp. 18,0
Cool	F1 High	Room temp. 17,0
ON/OFF	R/C prohibition	up
Mode	Fan speed	down

E

OX_building The_fourth_floor

Ob

Os

D

Ob

Refresh Room1



4	F
3	F
2	F
1	F

Example :

	Stop	
	Cool	

Дополнительное ПО P-AIMS CZ-CSWWC2 для веб-приложения

Функции

~ Доступ к сети и управлению через станцию ДУ ~

- Доступ к ПО P-AIMS через дистанционный компьютер.
- Можно управлять системой ESOi посредством веб-браузера (Internet Explorer).

Дополнительное ПО P-AIMS CZ-CSWWC2 для веб-приложения

The image shows a screenshot of the 'WEB basic settings' dialog box. The dialog is divided into several sections: 'Basic settings', 'E-mail setting', 'SMTP authentication', and 'Network information'. The 'Basic settings' section contains a 'Site name' field with the value 'P-aims Web'. The 'E-mail setting' section includes a checked 'Send alarm email' checkbox, 'Sender's SMTP', 'Email address', and 'Register email address' fields. The 'SMTP authentication' section has a 'Use SMTP authentication' checkbox and 'Account name' and 'Password' fields. The 'Network information' section is titled 'Local Area Connection' and includes a 'DHCP Enabled' checkbox, 'IP address', 'Subnet mask', 'Default gateway', 'DNS', 'WINS', and 'Computer name' (HP13251107234) fields. The 'OK' and 'Close' buttons are located in the top right corner. Red circles highlight the 'Site name' field, the 'E-mail setting' section, the 'SMTP authentication' section, and the 'Network information' section. Callout boxes with lines pointing to these areas are labeled 'Site name', 'E-mail setting', 'SMTP authentication', 'Network information', and 'OK/Close'.

WEB basic settings

Basic settings

Site name: P-aims Web

E-mail setting

Send alarm email

Sender's SMTP: []

Email address: []

Register email address: []

SMTP authentication

Use SMTP authentication

Account name: []

Password: []

Network information

Local Area Connection

DHCP Enabled

IP address: []

Subnet mask: []

Default gateway: []

DNS: []

WINS: []

Computer name: HP13251107234

OK Close

Site name

E-mail setting

SMTP authentication

Network information

OK/Close

Дополнительное ПО P-AIMS CZ-CSWGC2 для отображения схемы расстановки объектов

P-AIMS

Layout List display Schedule Print Distribution Ratio Demand BACnet Facility Control Web Maintenance Help

No active alarm at the moment

Buzzer OFF

Sent Alert Email Log

Mail address

No.	Transmit	Mail address	Address	Name	Alarm code	Alarm date
1	NG	info@sshhouse.jp	01020102	Line1 Adapter2 I/D unit2	[A01]	11.06.2009 3:45:
2	NG	info@sshhouse.jp	01020101	Line1 Adapter2 I/D unit1	[A01]	11.06.2009 3:45:
3	NG	info@sshhouse.jp	01020102	Line1 Adapter2 I/D unit2	[A01]	11.06.2009 3:40:
4	NG	info@sshhouse.jp	01020101	Line1 Adapter2 I/D unit1	[A01]	11.06.2009 3:40:
5	NG	info@sshhouse.jp	01020101	Line1 Adapter2 I/D unit1	[A02]	10.06.2009 21:30
6	NG	info@sshhouse.jp	01020101	Line1 Adapter2 I/D unit1	[A02]	09.06.2009 21:11
7	NG	info@sshhouse.jp	0103	Adapter 1-3	Communication error	08.06.2009 23:09
8	NG	info@sshhouse.jp	0106	Adapter 1-6	Communication error	08.06.2009 23:09
9	NG	info@sshhouse.jp	0104	Adapter 1-4	Communication error	08.06.2009 23:09
10	NG	info@sshhouse.jp	0102	Adapter 1-2	Communication error	08.06.2009 23:09
11	NG	info@sshhouse.jp	0104	Adapter 1-4	Communication error	08.06.2009 23:08
12	NG	info@sshhouse.jp	0102	Adapter 1-2	Communication error	08.06.2009 23:08
13	NG	info@sshhouse.jp	0106	Adapter 1-6	Communication error	08.06.2009 23:08

P-AIMS подходит для больших торговых центров и университетов с большими площадями и зданиями. У 1 ПК «P-AIMS» может быть одновременно 4 автономных системы. В каждой системе может быть по 8 устройств с переменным током и осуществляется управление 512 устройствами. В общем, может контролироваться 1024 внутренних устройств 1 ПК «P-AIMS».

