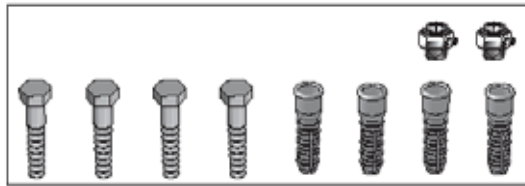



# IGUANA ARCO ARCW

Инструкция по монтажу  
 Instructions de montage  
 Montagehinweis  
 Mounting instructions

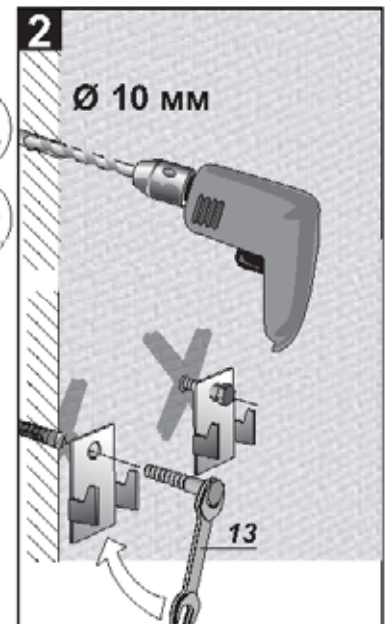
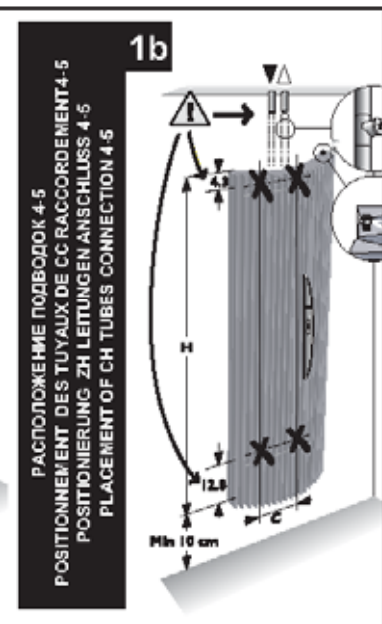


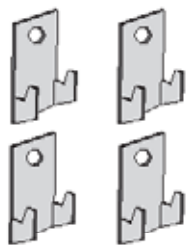
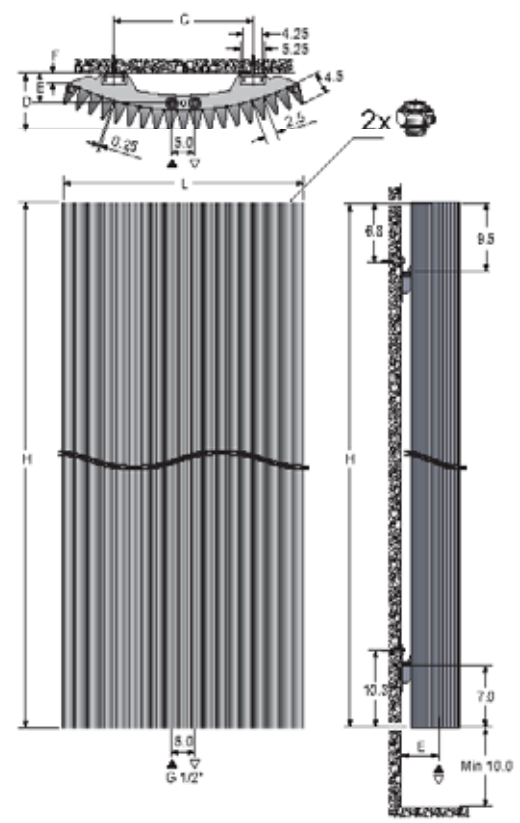




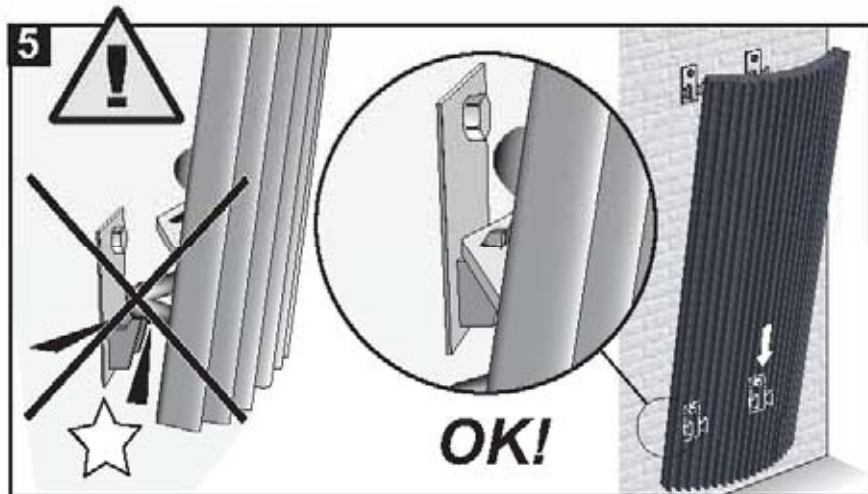
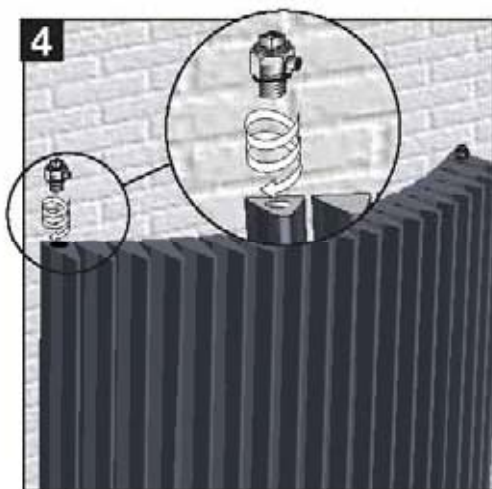
## > ОПЦИЯ > OPTION



L	29.8	41.0	51.9	62.5	73.3	83.9
C	10.0	20.0	30.0	40.0	50.0	60.0
D	9.9	10.9	12.5	12.0	13.5	15.5
E	3.9	4.9	6.5	6.0	7.5	9.5
F	3.4	2.7	2.1	2.8	2.3	2.2

## > РАЗМЕРЫ > DIMENSIONS > ABMESSUNGEN > DIMENSIONS





ОДНО- ДВУХТРУБНОЕ СОЕДИНЕНИЕ > RACCORDEMENT MONOTUBE - BITUBE  
EINROHR - ZWEIROHRANSCHLUSS > ONE PIPE - TWO PIPE CONNECTION

Направление потока влево или вправо, независимо от положения термоголовки.  
Arrivée à droite ou à gauche, indépendamment de la position de la tête de vanne thermostatique.  
Vorlauf links oder rechts, unabhängig von der Position des Thermostatkopfes  
Flow left or right, independent from the position of the thermostatic head.

СТАНДАРТНОЕ ДВУХТРУБНОЕ  
BITUBE STANDARD  
STANDARD ZWEIROHR  
STANDARD TWO PIPE

ОДНОТРУБНОЕ  
MONOTUBE  
EINROHR  
ONE PIPE

ОТВОД ВОЗДУХА > PURGE > ENTLÜFTUNG > AIR VENTING

Положение терм/головки слева  
Position de la tête de vanne thermostatique à gauche  
Position des Thermostatkopfes links  
Position of the thermostatic head left

Положение терм/головки справа  
Position de la tête de vanne thermostatique à droite  
Position des Thermostatkopfes rechts  
Position of the thermostatic head right